



WebQuest

Introductory Level – Make
Earth Cool Again





TITLE OF THE WEBQUEST:

Make Earth Cool Again

LEVEL OF THE WEBQUEST

Introductory Level

INTRODUCTION

Have you ever wondered why we get different seasons?



Do you like the summertime? Do you enjoy going on holidays and playing outside with your friends? It's normal to enjoy hot weather. However, although we enjoy sunny days and ice-creams it's important that we have seasons, spring, summer, autumn, and winter. This means that the earth regulates

temperatures and sees that we get different weather patterns throughout the months of the year.

We enjoy the fresh flowers of spring, the sunny days of summer, the crunchy leaves of autumn and the snowflakes of winter, but do you know that this is being affected by global warming?

So, what exactly is global warming? Global warming is the rising of planet's temperature. As the temperature of Earth's atmosphere and the oceans rise, our planet heats up, like a greenhouse. This is not good for our planet Earth, as seasons and temperatures are what help humans, animals, and plants to stay alive.

Global warming is caused by the greenhouse effect. We all know what a greenhouse is, maybe your grandparents have one to grow their summer plants or your mother grows her herb garden in her greenhouse. A greenhouse is a glass house where plants grow. Glass traps the light and heat from the sun and helps the plants to grow by keeping them warm and moist. Likewise, the Earth's surface traps energy from the sun. Over time gases build up in the atmosphere, harmful gases like carbon dioxide and other greenhouse gases get into the air, when this happens heat is also trapped and causes global warming. Although our planet has suffered an increase in temperature in the past decades, we now have the power to reverse some of these effects! So, let's find out what we can do to save our planet!

TASKS

Now that you know a little bit about global warming, you are interested in seeing how you can help the planet!

You think that it would be a good idea to get your classmates to think about how they can *Make the Earth Cool Again* and help to reverse the effects of climate change. Before you do this, you will need to find out some more information about global warming and how it affects living things on the planet.





In order to inspire your friends to think more about planet Earth, you will need to find out some information, do some brainstorming with your classmates. You suggest to your classmates that you would like to put catchy posters up around your school. The topic for the posters is *Make the earth cool again* in this WebQuest, you will work in groups of 2-3, to see what you can learn to play your part in helping the planet.

Did you know that our amazing planet Earth has been around for **4.5 billion years**? Have you ever heard of the ice age? 800 million years ago the earth was so cold it was covered in ice. Now that was extremely cool! Every 40,000 years the earth changes position and this causes climate change. The temperature from the period of January to December 2014 is the highest recorded with a rise to 1.24 degrees Fahrenheit. Now we don't want to go all the way back to the ice age to protect our super planet but we must make changes if we are to protect our sea life, wildlife, our ecosystems and ourselves.



When you have completed the poster, you can show your poster to your classmates and teacher! This will inspire others to make decisions that will benefit the earth and raise awareness to others about climate change! Let's get started!

PROCESS

Step 1: Unearthing the Truth

Why not start your poster with a short story about life in your grandparent's lifetime? Ask them to tell you what mode of transport they used to get to school, what kind of food they brought for their lunch, what were their clothes like, what they did for entertainment or anything that you would like to know about. Do you think that global warming was a problem back in their day? Add some old photographs on fashion styles and trends and put some interesting pictures on to





your poster, this part of your poster can be called **“The good old days”**



To find out about **global warming and climate change**, click on the following links:

- **What is climate change?** <https://www.natgeokids.com/ie/discover/geography/general-geography/what-is-climate-change/>
- **Climate Change [video]:** <https://www.youtube.com/watch?v=YsvABLmrpX4>
- **Climate Change [video]:** <https://www.youtube.com/watch?v=NjvnAg6k20I>

To find out about how **climate change affects us**, click on the following links:

- **Weather vs. Climate:** <https://climatekids.nasa.gov/climate-change-meaning/>
- **The signs of climate change:**
<https://archive.epa.gov/climatechange/kids/impacts/signs/index.html>
- **The effects of climate change:**
<https://archive.epa.gov/climatechange/kids/impacts/effects/index.html>

Step 2: Here There and Everywhere

The second part of your posters **“here there and everywhere”** can be written by you and can be a sample of all the changes that have occurred in the past decade. Most likely the revolution that is social media, the introduction of plastic water bottles, mobile phones etc. You can also add some

photographs and pictures of your own good times. How have these major changes impacted on global warming? You have found out a lot of information about how climate change affects our planet, and how it impacts humans, plants, and animals. Great work! You know that by learning about these major changes, that you can encourage others to think about how they can save the planet too. Your



about how you and your classmates can make changes in your life to slow down climate change. Making eco-friendly choices in your life, at home and even at school, can make a huge difference to the planet!

of your own good times. How have these major changes impacted on global warming? You have found out a lot of information about how climate change affects our planet, and how it impacts humans, plants, and animals. Great work! You know that by learning about these major changes, that you can encourage others to think about how they can save the planet too. Your





The goal is simple! Why not think, with your classmates about how the following actions could help to combat climate change:

For more information on **ways to combat climate change**, click on the following links:

- **How to prevent global warming:** <https://www.amnh.org/explore/ology/earth/ask-a-scientist-about-our-environment/how-can-kids-help-prevent-global-warming>
- **What can I do?** <https://climatekids.nasa.gov/how-to-help/>

For more information on **how to save energy and prevent global warming**, click on the following links:

- **Energy-savers:** <https://climatekids.nasa.gov/power-savers/>
- **Saving energy at home & at school [video]:** <https://www.youtube.com/watch?v=nkINsdCFrQY>
- **Energy-saving with recycling [video]:** https://www.youtube.com/watch?v=f0769pw2_pY
- **Stop food waste [video]:** https://www.youtube.com/watch?v=EwS2Xc2IT_0





Turning off the lights – To save energy

Closing doors behind us – To keep the heat in

Taking shorter showers – To save water

Walk or cycle – Instead of using the car

Turn off electrical appliances – To save energy

Reduce, reuse, recycle

Raise awareness – Talk to friends, teachers, family
about how to help to save the planet

Step 3: This is so cool

For the next part of your poster, use your skills to predict the future and with the extensive knowledge you have acquired, try and imagine how we will live in the year 2045. Will we be able to travel into space and wonder what our house will look like from there? Will robots have taken over jobs like cleaning or repairing the roads? Will we have relinquished our fossil fuel stock and use only renewable energy? Will our cars drive themselves and be fuelled by electricity with no need for petrol or diesel? Will they be able to fly? Try to make the comparison between how your grandparents lived, how you and your family lived and how your own children will live. With your actions can we Make Earth Cool Again?

Now that you've had a think about how to conserve energy and make sensible choices to help the Earth, you are ready to complete the worksheet below. Have a talk with your classmates before you fill it in and make sure that you remember all the information you looked for online to help you!

In the worksheet, you will need to think of ways that you can help to make Earth cool again and make positive choices that reduce the effects of global warming. You can do this by making everyday choices that affect you personally, at home and in school. Once you have filled the worksheet in with your classmates, why not present it to the rest of your class. You could even tell your family about it to make everyone think about what they can do to help the environment, the planet, and its ecosystems!



You've got this! Best of luck!






Our ideas to Tackle Global Warming

From your research and discussions, think about what actions you could take to provide solutions to the following problems (yourself, at home and in school) that lead to global warming:

	Saving energy (Light)	Saving energy (Water)	Saving energy (Fuel)	Waste (Food, plastic, rubbish)	Food
	I could:	I could:	I could:	I could:	I could:
	My family could:	My family could:	My family could:	My family could:	My family could:





	My school could:	My school could:	My school could:	My school could:	My school could:
---	-------------------------	-------------------------	-------------------------	-------------------------	-------------------------

EVALUATION

As a self-assessment for this WebQuest, write a short self-reflection of 100 words to explain how you enjoyed this activity. You can use the following questions to help you reflect:

- What did you learn from this activity? Can you mention three things?
- Why it is important to save energy?
- Can you explain why it is important to protect the environment?
- What do you think is the most important thing you learned today that you could tell your friend or family member?

CONCLUSION

Congratulations! You and your team worked together to understand how and why it's important to protect the planet! By learning about how to combat climate change, we can all make sensible decisions in our everyday lives that help to protect our planet Earth.

By making the Earth cool again, we can all help to stop intense weather patterns, the rising of the Earth's temperature and protect humans, plants, and animals!





“Our Planet, Our Future”

- Anonymous





GRETA

Challenge-based Learning in Primary Schools for Climate Change Awareness



Istituto Comprensivo "Don Milani" di Lanciano



Co-funded by the
Erasmus+ Programme
of the European Union

"The European Commission's support for the production of this publication does not constitute an endorsement of the contents, which reflect the views only of the authors, and the Commission cannot be held responsible for any use which may be made of the information contained therein."

Project Number: 2020-1-EL01-KA201-078808

